



► **Best visibility.** New “Z” levelling kinematics within liftarm profile, protected piping and modular hydraulic valve block for best view.

► **Optimum ergonomics, great comfort.** Either seat mounted controls or integrated into the cab’s array of controls within easy reach.

► **Multi Quick Coupler as standard.** (excluding LRZ 95) Single point connection - No oil leakage. Fast, clean and tidy - No need for gloves.

► **Fast attach system.** Rapid loader attachment without tools.

# CASE IH LRZ LOADERS - LOADING IS ABOUT TO BE MEASURED ON A NEW SCALE.



**Rapid bucket discharge (+ models).** Quick dump for greater productivity and reduced operator efforts .

**Bucket angle.** Outstanding bucket angle for greater productivity. “+”-models over 24° degree additional scooping.

**Shock absorbers.** Loader arm suspension. Greater comfort and stability.

**Service accessibility.** Excellent maintenance access with loader fitted. Perfect design and bracket positioning.


# LRZ LOADER – MEANS BUSINESS

CASE IH WANTS YOU TO REAP MAXIMUM PRODUCTIVITY FROM YOUR INVESTMENT. THE NEW CASE IH LRZ FRONT LOADERS COMBINE POWER, RIGIDITY, LOADING PERFORMANCE AND MODERN DESIGN TO FORM AN INNOVATIVE LOADER CONCEPT. THESE LOADERS EXCEL IN FUNCTIONALITY AND FEATURE TECHNICALLY INTELLIGENT SOLUTIONS TO GIVE YOU PLEASURE IN YOUR DAILY WORK BY DELIVERING HIGH PERFORMANCE AND COMFORTABLE HANDLING.

**Outstanding loader performance.** The Case IH LRZ front loader provides outstanding lift capacity and maximum lift height, with excellent crow and dump angles. The Series LRZ has also been engineered to provide the highest levels of operator comfort and ease of control. Performance is however not just a function of comfort and responsive controls. Case IH tractors come equipped with spectacular manoeuvrability features such as Powershuttle and a really tight turning circle. Literally, Case IH tractors and Series LRZ loaders are made for each other.

**Order your Case IH tractor loader-ready.** Then the loader tower mountings and hydraulic piping are installed on the tractor assembly line. These loaders can also be retro-fitted to provide you with a durable and versatile implement matched to the performance of your Case IH tractor.

**Full range of buckets and tools.** You can match your LRZ loader with the right tool for the job. With earth buckets, manure forks, grapple buckets, silage forks, bale forks, wrapped bale handlers and pallet forks (just to mention a few), you can choose the LRZ tools for precisely whatever chores you have in mind.



◀ **Case IH LRZ loader range.** Five loader arm models, each available in two versions to match your requirements.

From the left:

**NS** (Non self-levelling)

**MS** (Mechanical self-levelling system)

Model	Max. lift capacity [kg]	Max. height at pivot [mm]
Case IH LRZ 95	2060	3740
Case IH LRZ 100	2540	3740
Case IH LRZ 120	2300	4070
Case IH LRZ 130	2640	4070
Case IH LRZ 150	2800	4260

▼ Z-Kinematik for outstanding loading performance.

▼ Unobstructed view for the tractor-driver to the loading material and the driveway.

▶ LRZ loader made of fine grain steel for highest rigidity.

▶ Compact combination of loader and tractor.

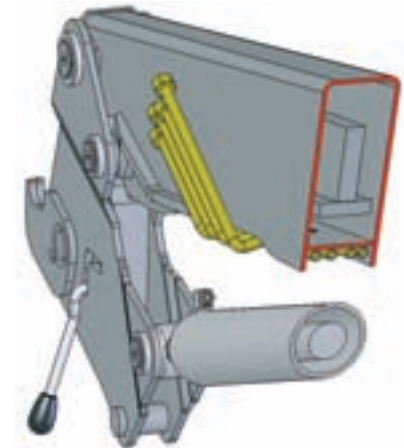


## THE INTELLIGENT, TECHNICAL SOLUTION FOR OPTIMUM VIEW.

Z-KINEMATIK IS THE INNOVATION THAT MAKES ALL THE DIFFERENCE ON A NEW LRZ FRONT LOADER. MECHANICAL SELF-LEVELLING IN ASSOCIATION WITH THE Z-KINEMATIK CONCEPT WAS AVAILABLE BEFORE, BUT THE POSITIONING OF THE CONTROL ROD INSIDE THE REAR LIFT-ARM PILLAR IS A SKILLFUL, CREATIVE SOLUTION THAT DELIVERS PREVIOUSLY UNKNOWN LEVELS OF COMFORT WITH AN IMPROVED VIEW DURING LOADER WORK AND ENHANCED LOADER CONSTRUCTION.

**Z-Kinematik.** This new concept alleviates the operator's work because conventional self-levelling loaders required the operation of a hydraulic guidance system. This advanced design - doing away with control-rods at the top end - gives you better visibility of the loading material and work area to the front and to the side. This adds up to safer and faster loading. Furthermore, the Z-Kinematik system provides higher performance regarding lifting capacity. The result is an enormously powerful front loader you can rely on that is extremely satisfying to use.

**Outstanding loading performance by compact combination of tractor and loader.** The design of the Z-Kinematik with the control rods inside the rear liftarms works positive for the ideal positioning of loader to tractor. By the absence of an overhead control rod the loader is placeable closer to cabin, so the front axle load is reduced. Your tractor will award this with lower wear and higher durability.

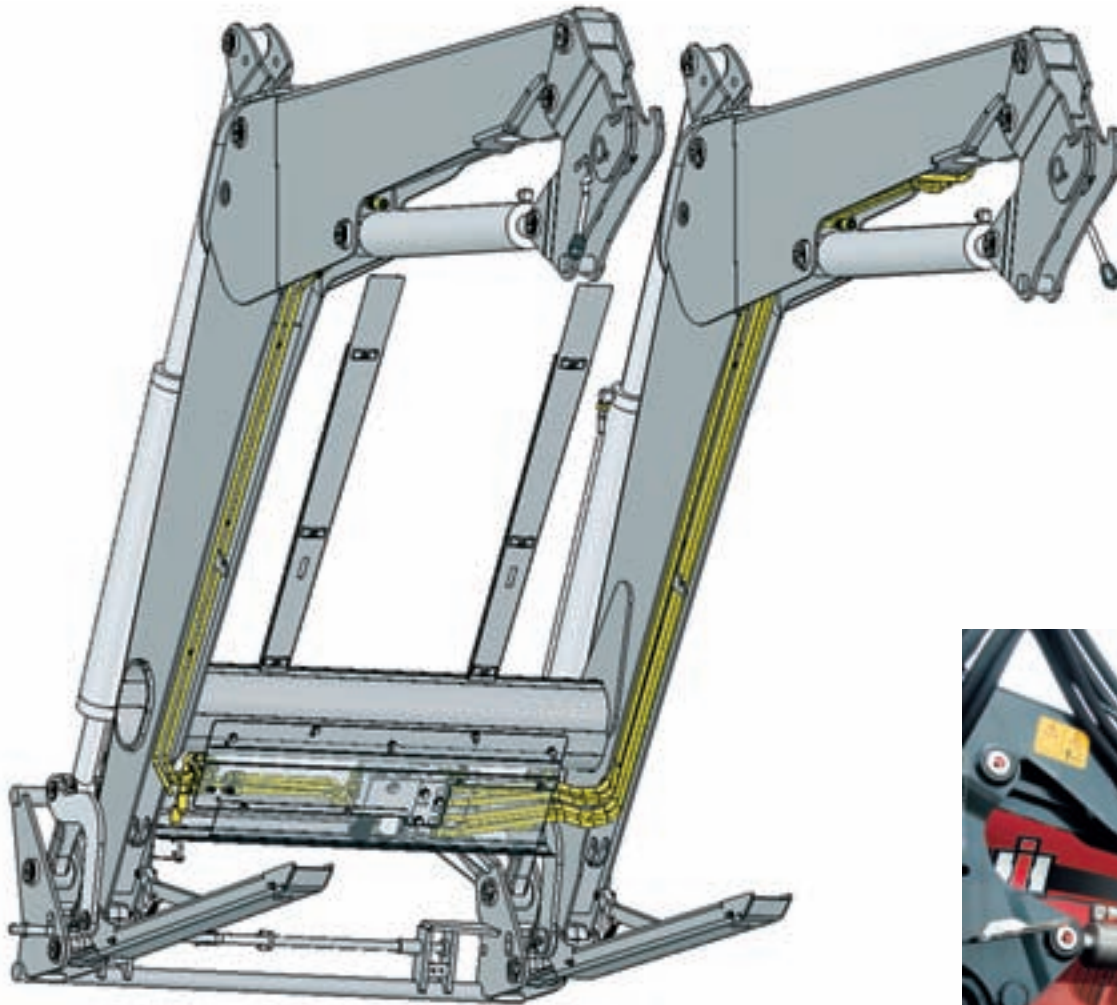


◀ **A loader that you can rely on at all times.** All loaders are made of fine-grained, highest quality steel. Fine-grained steel gives the front loader rocker the enormous stability and robustness, which you can expect from a loader of this quality. Hence Case IH still uses fine-grained steel for the LRZ series. The design of interleaved liftarms ensures highest rigidity especially by additional strengthening the overlapping zone with a thick flange-like part.

▲ **Novel U-pillar-profile with bridge.** The sculpted pillar is made using a single plate stabilized by an internal bridge. The inboard control rod passes through an opening in the bridge plate, while all hydraulic piping is concealed inside the lower section of the pillar.

- ▶ **Protected hydraulic pipes** run invisible.
- ▶ **Central hydraulic device** is compactly placed behind the cross-tube.

- ▼ **Great plus for service amiability.** With few handle the cover plate guard is demounted and all hydraulic pipes are easily accessible.



- ▶ **A 3rd and 4th remote\*** can be provided for implement function (bale grabber etc.)
- ▶ **Comfort Drive** - Loader arm suspension for a smooth ride.
- ▲ **Plane interior.** Hydraulic pipes are placed underneath the pillars to avoid damaging or even breaking it away.
- ▲ **Parking space.** Case IH kept everything in mind – when you park your loader, you can safely fix the hydraulic tubes, the Hydro-Fix and electric powered plug in a designated carrier.

# HYDRAULIC PIPING AND DEVICES

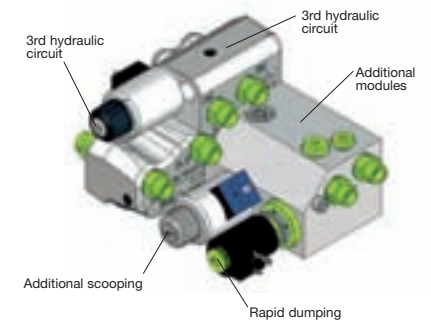
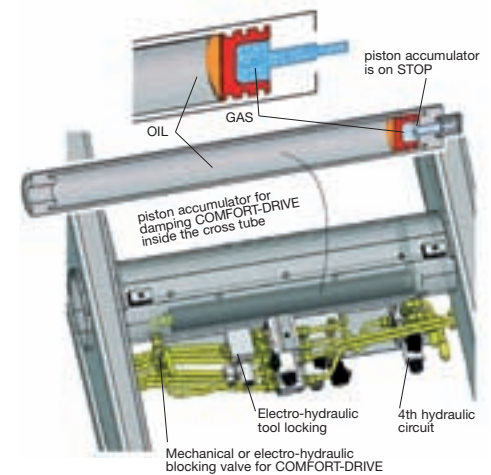
## CASE IH LRZ HYDRAULIC - SMART SOLUTIONS IN DETAIL.

WITH THE NEW CASE IH LRZ LOADERS NEARLY EVERY FEATURE HAS EITHER BEEN ENTIRELY RE-DESIGNED OR UPGRADED IN DETAIL. HYDRAULIC PIPES ARE CONCEALED FROM VIEW WHILE STILL BEING EASILY ACCESSIBLE AND THE CENTRAL HYDRAULIC BLOCK IS LOCATED BEHIND THE CROSS-TUBE.

**Masked run hydraulic pipes.** To run the metal pipes in protected recesses underneath the liftarm is just ingenious, logical and practical for several reasons. A demountable guard protects the pipes against damage, so the good looks are more than just cosmetic. Case IH gives you the great advantage you deserve with this solution, because all pipes - especially connections and fittings, remain accessible at all times and at less operating expense.

**Central hydraulic device - compact unit.** The central hydraulic block with additional modules is compactly placed at the optimum location behind the cross-tube. Here, it does not obstruct the forward view to the loader and material. The whole hydraulics system is masked by a rigid cover sheet against dirt and damage. A double-action pressure limiting valve (DBV), which responds at 210 bar, protects the hydraulic cylinders against overloading on heavy-duty loading jobs.

**COMFORT-DRIVE** - a new solution for the damping system. The overpressure-sensitive rubber-membrane-accumulators are replaced by a nearly indestructible piston accumulator. This is integrated in the sized dimensioned cross-tube. At maximum load the piston accumulator runs on a stopper and is therefore insensitive against destroying. With big volume of about 1l and a low charging pressure this system already damps at small loads. Furthermore the piston accumulator can be charged for higher pressure by appropriate specialist dealers.



\*) to comply with legislation and specifications in your country.

▲ The 3rd control circuit\* is prepared in central hydraulic block.

▼ **Easy loader connection.** Drive the tractor between the loader arms...



▼ ...hook up the LRZ Fast Attach coupling...



▼ ...raise the loader to engage the hooks, lock in place, fold up the parking stand - and away you go.



# CONNECTION AND FUNCTIONALITY

## CASE IH LRZ LOADERS. PRECISE, FAST AND EASY.

**Fast Attach system.** Fitting and removing the Series LRZ loader takes a matter of seconds, Case IH uses a unique fast attach system. Drive the tractor into the parked front loader arms. The coupling sections slip smoothly into the solid drop forged attachment hooks. Connect the hydraulic and electric systems with the single point Multi Quick coupler. Lift the loader arms to engage the hooks. Lock the towers and the arms together using the side handles. Fold up the self-adjusting stands, and away you go.

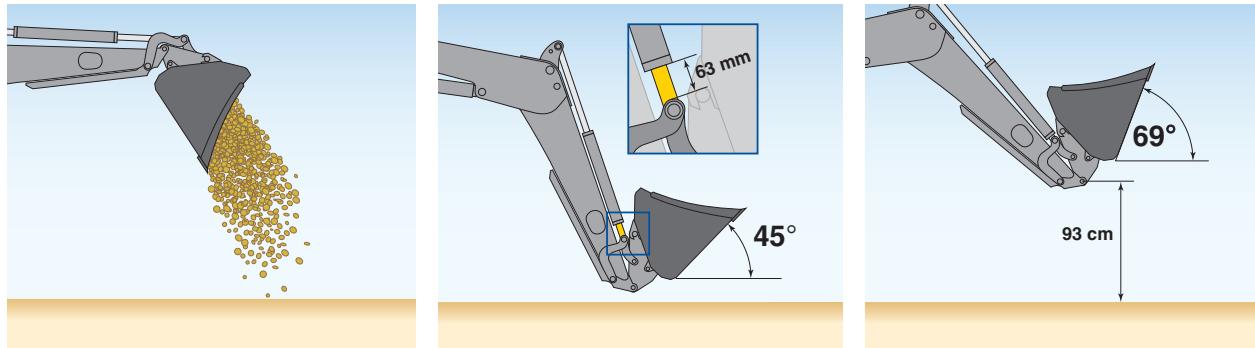
**Integrated loader controls.** The loader is part of the tractor, and not a retrofit as offered by other manufacturers. On Case IH tractors controls are smartly integrated into the seat ensuring the right-hand controls remain unobstructed. The joystick features an additional pushbutton for a third hydraulic connection for operating grapples and grabs etc. The mid-mount valves and couplers are ready-fitted to the tractor, and pipe routing is designed to take the shortest path for the most responsive loader performance you will ever experience.

▼ Maxxum and Puma tractors equipped with an LRZ loader feature a seat mounted joystick.



▼ **The “+” plus functions:** - Rapid dumping for a quick bucket discharge (NS and MS models).

▼ - 24° additional scooping for high loading performance (MS models).



# OUR SYSTEMS APPROACH

## DEALER

### **Skilled business advisor at your dealership.**

Purchasing a stand-alone piece of new equipment? Keeping a whole fleet up-to-date? Whatever your size of operation, contact your local Case IH dealership for professional advice on finance and future-safe business investment.

## PARTS & SERVICE

**Maintain the productivity of your investment.** Case IH and its dedicated dealer network provide excellent support when you take delivery of your new machine and whilst it remains in your ownership. On the farm, you can rely on trained service professionals to maintain the productivity of your investment.

**Protect the value of your investment.** Behind every Case IH product stands an extensive European parts logistics organisation, stocking more than 700,000



part numbers for products old and new. Choosing to fit genuine Case IH parts will maintain the safety, value and performance of your original investment.

## FINANCE



Your local Case IH dealer can work with CNH Capital to offer solutions that best fit your budget and business goals. At CNH Capital, we understand that no two farms or businesses are the same. That's why we work so hard to understand your needs first. We make it our job to know your business inside and out – your goals, your ideas, and your unique outlook on the future. Then we can put together financial solutions and services that are right for you.

**MAX**  
00800 227344 00  
00800 CASE IH 00

100% Support  
100% Availability

◀ **MAX - the new premium service from Case IH.** We are always ready for you, around the clock, the whole year. Express delivery: when and where you need it. You get top priority during the season because your harvest cannot wait.

The call is free. However some European Operators may apply a charge, if the call is made from a mobile phone. For any information about charge rate, please enquire in advance from your provider.



◀ **Extended protection programme.**

Case IH is at your side giving you the best professional solution: Safeguard from Covéa Fleet. This is the personalised insurance coverage for your Case IH machinery. Please contact your dealer for more details. Subject to status and availability. Terms and conditions apply.

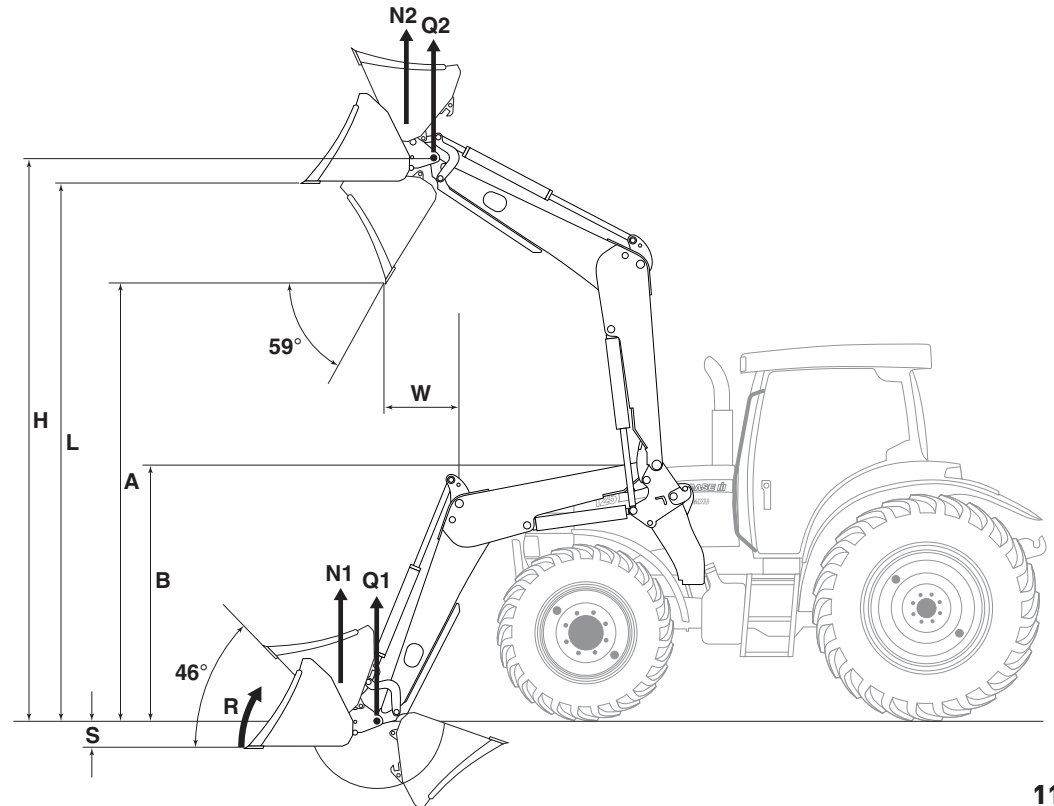


# SPECIFICATIONS

LRZ LOADERS	LRZ 95	LRZ 100	LRZ 120	LRZ 130	LRZ 150
<b>Q1</b> Max. lift capacity at lower arm pivot point [kg]	2060	2540	2300	2640	2800
<b>Q2</b> Max. lift capacity at upper arm pivot point [kg]	1540	1900	1760	2030	2280
<b>N1*</b> Payload lower arm - NS/NS+ / MS/MS+ [kg]	1750 / 2060	2170 / 2540	1990 / 2300	2280 / 2640	2460 / 2800
<b>N2*</b> Payload upper arm - NS/NS+ / MS/MS+ [kg]	1280 / 1540	1590 / 1900	1500 / 1760	1720 / 2030	1930 / 2280
<b>R</b> Max. break-open force bucket edge - NS/NS+ / MS/MS+ [kg]	1710 / 2600	2170 / 2600	2390 / 2600	2390 / 2850	2390 / 3400
Weight without tool and attached parts - NS/NS+ / MS/MS+ [kg]	420 / 465	425 / 475	470 / 540	480 / 550	540 / 680
<b>H</b> Max. height at pivot [mm]	3740	3740	4070	4070	4260
<b>L</b> Loading height edge blade parallel [mm]	3530	3530	3860	3860	4050
<b>A</b> Loading height edge blade tilted [mm]	2690	2690	3010	3010	3210
<b>B</b> Loader height [mm]	1780	1780	1930	1930	1930
<b>W</b> Reach, bucket tilted [mm]	700	700	785	785	785
<b>S</b> Digging depth [mm]	210	210	210	210	210
Min. tractor power [kW/hp(CV)]	51 / 70	51 / 70	66 / 90	66 / 90	88 / 120
Max. tractor power [kW/hp(CV)]	73 / 100	81 / 110	88 / 120	103 / 140	132 / 180


## RECOMMENDATIONS

LRZ LOADERS	LRZ 95	LRZ 100	LRZ 120	LRZ 130	LRZ 150
Quantum 85C	●	-	-	-	-
Quantum 95C	●	-	-	-	-
JX 90	●	-	-	-	-
JX 95	●	-	-	-	-
JXU 75	●	-	-	-	-
JXU 85	○	●	○	-	-
JXU 95	-	●	○	-	-
JXU 105	-	○	●	-	-
CS 85	-	●	○	-	-
CS 95	-	●	○	-	-
CS 105	-	○	●	-	-
Maxxum 100	-	●	○	-	-
Maxxum 110	-	●	○	-	-
Maxxum 120	-	○	●	-	-
Maxxum 130	-	○	●	-	-
Maxxum 115	-	-	●	-	-
Maxxum 125	-	-	○	●	-
Maxxum 140	-	-	-	○	●
Puma 125	-	-	○	●	○
Puma 140	-	-	○	○	●
Puma 155	-	-	-	-	●



**CASE IH: FOR THOSE WHO DEMAND MORE**

[WWW.CASEIH.COM](http://WWW.CASEIH.COM)

 Safety never hurts! Always read the Operator's Manual before working with any equipment. Inspect equipment before using it, and be sure it is operating properly. Follow the product safety signs, and use any safety features provided.

*This literature has been published for worldwide circulation. The standard and optional equipment and the availability of individual models may vary from one country to the next. Case IH reserves the right to undertake modifications without prior notice to the design and technical equipment at all times without this resulting in any obligation whatsoever to make such modifications to units already sold. Whilst every effort is made to ensure that the specifications, descriptions and illustrations in this brochure are correct at the time of going to press, these are also subject to change without prior notice. Illustrations may show optional equipment or may not show all standard equipment.*

Case IH recommends **AKCELA**™ lubricants

CNH UK Ltd., Cranes Farm Road, Basildon, Essex SS14 3AD

© 2009 CASE IH - [www.caseih.com](http://www.caseih.com) - LRZ SERIES-UK-BR - Free phone 00800 22 73 44 00 - Printed in Italy - 10/09 - TP01 - Cod. 9C0005/INB

