

L300 SERIES LOADERS

for Farmall® Series Compact Tractors — Specifications



Models L340, L350 & L360

| LOADER | L340 | L350 |
|----------------------------------------------------------------|-------------------------|--------------------------------------------------------------------|
| TRACTOR COMPATIBILITY | Farmall 31 & Farmall 35 | Farmall 40, Farmall 45 & Farmall 50 |
| (A) Maximum Lift Height to Pivot Point – in (mm) | 98.4 (2499) | 105 (2667) |
| (B) Maximum Lift Height Under Level Bucket – in (mm) | 91.8 (2332) | 97.5 (2477) |
| (C) Dump Clearance – in (mm) | 75.3 (1913) | 81.5 (2070) |
| (D) Reach @ Maximum Lift – in (mm) | 31 (787) | 33 (838) |
| (E) Bucket Dump Angle – degrees | 49 | 58 |
| (F) Reach with Bucket on Ground – in (mm) | 70.9 (1801) | 69 (1753) |
| (G) Bucket Rollback – degrees | 30 | 30 |
| (H) Digging Depth – in (mm) | 8 (203) | 6.5 (165) |
| (J) Overall Height in Carry Position – in (mm) | 50 (1265) | 56.5 (1435) |
| Lift Capacity – lbs (kg) | | |
| (U) to Max. Height @ Bucket Pivot Point | 1,250 (568) | 2,000 (908) |
| (V) to Max. Height @ 19.7 in (500 mm) Forward of Pivot Point | 878 (398) | 1,540 (699) – Farmall 40 2,327 (1056) – Farmall 45 & Farmall 50 |
| (W) to 59 in (1.5 m) @ Bucket Pivot Point | 1,596 (724) | 2,317 (1051) |
| (X) to 59 in (1.5 m) @ 19.7 in (500 mm) Forward of Pivot Point | 1,183 (537) | 1,759 (798) |
| Breakout Force – lbs (kg) | | |
| (Y) @ Bucket Pivot Point | 2,712 (1230) | 3,540 (1606) |
| (Z) @ 19.7 in (500 mm) from Bucket Pivot Point | 1,906 (865) | 2,640 (1197) |
| Loader Weight Without Bucket – lbs (kg) | 590 (268) | 748 (339) |
| Raise Time – seconds | 4.1 | 4.2 |
| Lower Time – seconds | 2.2 | 3.2 |
| Dump Time – seconds | 1.5 | 1.9 |
| Rollback Time – seconds | 2.0 | 2.6 |

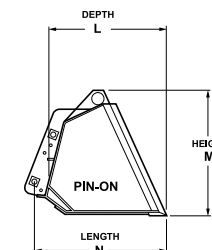
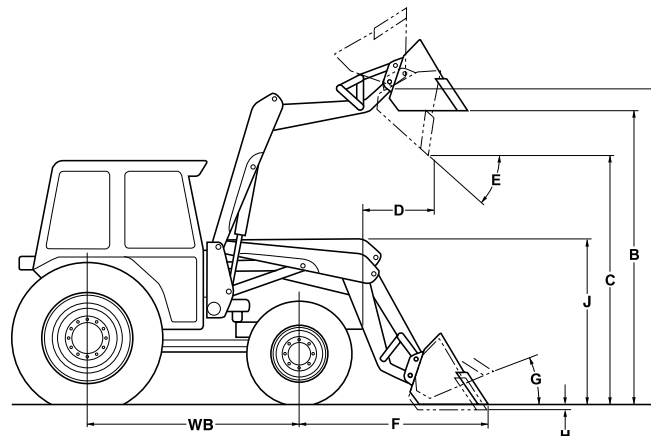
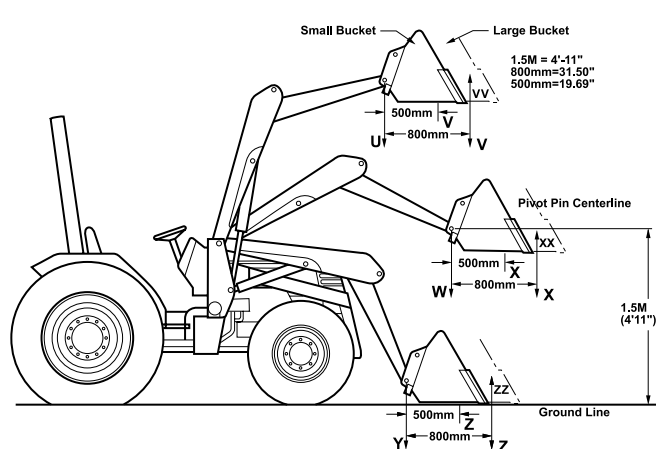
NOTE: Loader specifications may vary based on tractor model, hydraulic system, tire size, etc.

L300 SERIES LOADERS

for Farmall® Series Compact Tractors — Specifications



Models L340, L350 & L360



L340

PIN-ON LOADER BUCKETS – cu yd (m³)

| | Struck | Heaped |
|----------------------------------------|-------------|-------------|
| 60 in. (1.52 m) Standard Material | 0.33 (0.25) | 0.39 (0.30) |
| 60 in. (1.52 m) Heavy Duty Material | 0.35 (0.26) | 0.41 (0.31) |
| 68 in. (1.73 m) Heavy Duty Material | 0.38 (0.29) | 0.46 (0.35) |
| 68 in. (1.73 m) High Capacity Material | 0.49 (0.37) | 0.58 (0.44) |

QUICK-ATTACH LOADER BUCKETS – cu yd (m³)

| | Struck | Heaped |
|----------------------------------------|-------------|-------------|
| 60 in. (1.52 m) Heavy Duty Material | 0.36 (0.27) | 0.43 (0.33) |
| 68 in. (1.73 m) Heavy Duty Material | 0.38 (0.29) | 0.46 (0.35) |
| 68 in. (1.73 m) High Capacity Material | 0.49 (0.37) | 0.58 (0.44) |

L350

PIN-ON LOADER BUCKETS – cu yd (m³)

| | Struck | Heaped |
|-------------------------------------|-------------|-------------|
| 60 in. (1.52 m) Standard Material | 0.33 (0.25) | 0.39 (0.30) |
| 60 in. (1.52 m) Heavy Duty Material | 0.35 (0.26) | 0.41 (0.31) |
| 72 in. (1.83 m) Standard Material | 0.39 (0.30) | 0.47 (0.36) |
| 72 in. (1.83 m) Heavy Duty Material | 0.42 (0.32) | 0.50 (0.38) |

QUICK-ATTACH LOADER BUCKETS – cu yd (m³)

| | Struck | Heaped |
|-------------------------------------|-------------|-------------|
| 60 in. (1.52 m) Heavy Duty Material | 0.36 (0.27) | 0.43 (0.33) |
| 72 in. (1.83 m) Heavy Duty Material | 0.38 (0.29) | 0.46 (0.35) |

OTHER COMPATIBLE ATTACHMENTS

- 60 in. (1.52 m) Farm Fork with or without Grapple
- 66 in. (1.68 m) Farm Fork with or without Grapple
- 72 in. (1.83 m) Farm Fork with or without Grapple
- 72 in. (1.83 m) Rotary Broom
- Bale Spear

L300 SERIES LOADERS

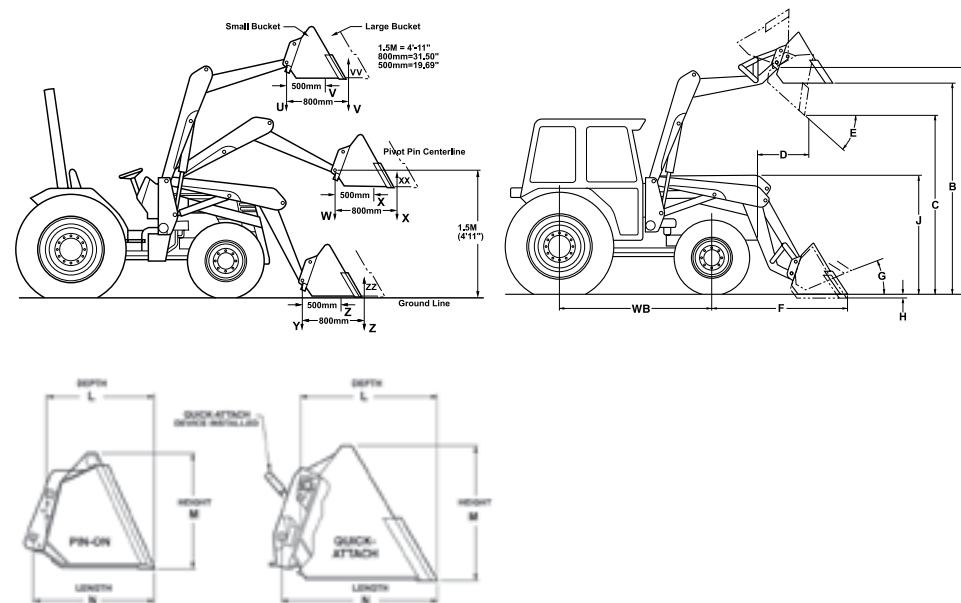
for Farmall® Series Compact Tractors — Specifications



Models L340, L350 & L360

| LOADER | L360 |
|----------------------------------------------------------------|------------------------------------|
| TRACTOR COMPATIBILITY | Farmall 55 & Farmall 60 |
| (A) Maximum Lift Height to Pivot Point – in (mm) | 112.3 (2852) |
| (B) Maximum Lift Height Under Level Bucket – in (mm) | 104.4 (2652) |
| (C) Dump Clearance – in (mm) | 85.2 (2165) |
| (D) Reach @ Maximum Lift – in (mm) | 32 (813) |
| (E) Bucket Dump Angle – degrees | 49 |
| (F) Reach with Bucket on Ground – in (mm) | 79 (2007) |
| (G) Bucket Rollback – degrees | 39 |
| (H) Digging Depth – in (mm) | 4.9 (124) |
| (J) Overall Height in Carry Position – in (mm) | 60 (1524) |
| Lift Capacity – lbs (kg) | |
| (U) to Max. Height @ Bucket Pivot Point | 2,500 (1135) |
| (V) to Max. Height @ 19.7 in (500 mm) Forward of Pivot Point | 1,830 (830) |
| (W) to 59 in (1.5 m) @ Bucket Pivot Point | 3,500 (1588) |
| (X) to 59 in (1.5 m) @ 19.7 in (500 mm) Forward of Pivot Point | 2,213 (1004) |
| Breakout Force – lbs (kg) | |
| (Y) @ Bucket Pivot Point | 5,000 (2268) |
| (Z) @ 19.7 in (500 mm) from Bucket Pivot Point | 3,114 (1412) |
| Loader Weight Without Bucket – lbs (kg) | 820 (372) |
| Raise Time – seconds | 4.1 |
| Lower Time – seconds | 3.9 |
| Dump Time – seconds | 2.4 |
| Rollback Time – seconds | 2.8 |

NOTE: Loader specifications may vary based on tractor model, hydraulic system, tire size, etc.



L360

| PIN-ON LOADER BUCKETS – cu yd (m³) | Struck | Heaped |
|----------------------------------------------|-------------|-------------|
| 72 in. (1.83 m) Heavy Duty/High Capacity | 0.53 (0.41) | 0.64 (0.49) |
| 72 in. (1.83 m) Light Material/High Capacity | 0.65 (0.50) | 0.76 (0.58) |

| QUICK-ATTACH LOADER BUCKETS – cu yd (m³) | Struck | Heaped |
|----------------------------------------------|-------------|-------------|
| 72 in. (1.83 m) Heavy Duty/High Capacity | 0.53 (0.41) | 0.64 (0.49) |
| 72 in. (1.83 m) Light Material/High Capacity | 0.65 (0.50) | 0.76 (0.58) |

OTHER COMPATIBLE ATTACHMENTS

- 60 in. (1.52 m) Farm Fork with or without Grapple
- 66 in. (1.68 m) Farm Fork with or without Grapple
- 72 in. (1.83 m) Farm Fork with or without Grapple
- 72 in. (1.83 m) Rotary Broom
- Bale Spear

NOTE: All specifications are stated in accordance with SAE Standards or Recommended Practices, where applicable.

© 2009 CNH America LLC. All rights reserved. www.caseih.com/na

CNH America LLC reserves the right to make improvements in design and changes in specifications at any time without notice and without incurring any obligation to install them on units previously sold. Specifications, descriptions and illustrative material herein are as accurate as known at time of publication, but are subject to change without notice.

SAFETY NEVER HURTS!™ Always read the Operator's Manual before operating any equipment. Inspect equipment before using it, and be sure it is operating properly. Follow the product safety signs, and use any safety features provided.